

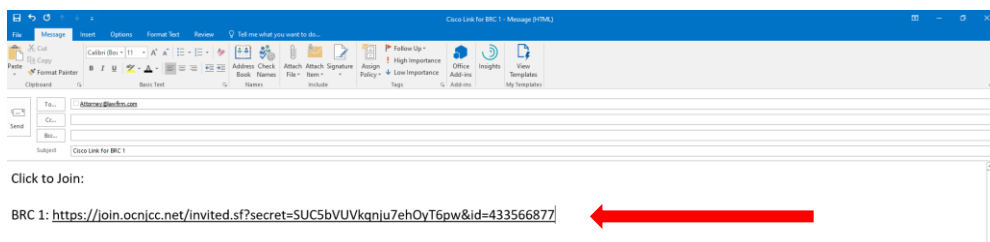
## Cisco Meeting Participant Instructions

### Requirements


- Contact Ashley Figueroa ([ctjaaf1@ocnjcc.org](mailto:ctjaaf1@ocnjcc.org)) and Teresa Bersche ([ctjatb2@ocnjcc.org](mailto:ctjatb2@ocnjcc.org)) **before** appearing
- Computer/Laptop/Mac o Webcam and microphone
  - Broadband Internet access
  - Browser: Google Chrome
  - Cisco Meeting App
  
- Android Phone o Webcam and microphone
  - Broadband Internet access
  - Browser: Google Chrome
  - Cisco Meeting App
  
- iPhone o Webcam and microphone
  - Broadband Internet access
  - Browser: Google Chrome
  - Cisco Meeting App

### Connection Direction

1. Click on invitation link (red arrow)



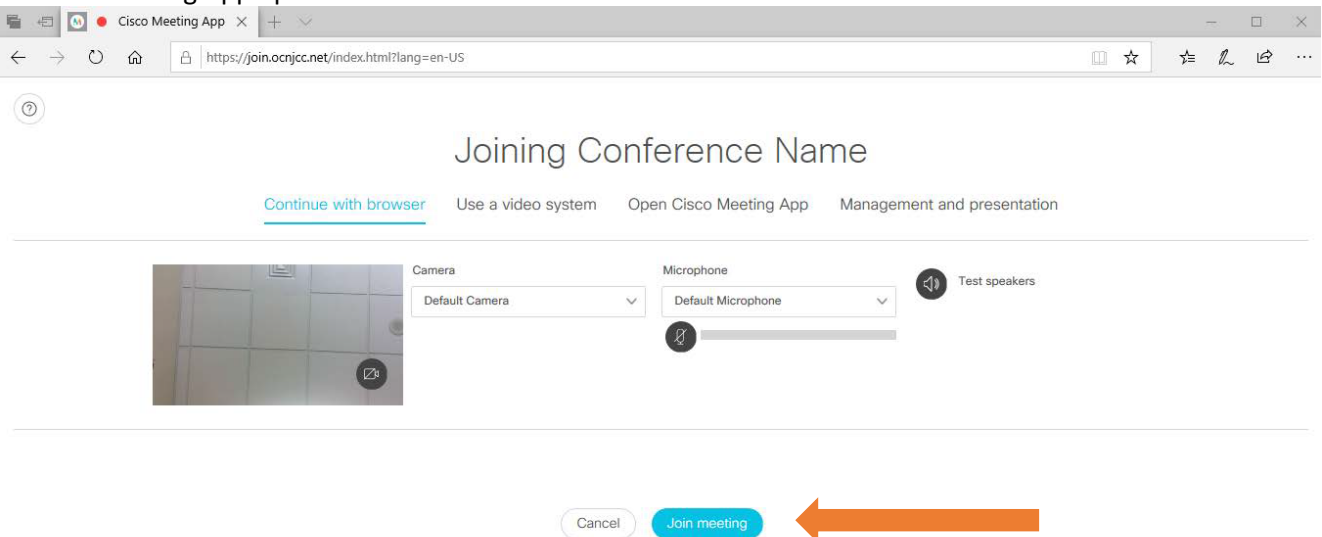
2. Clicking on invitation link opens web browser



3. Enter Your Name (green arrow)

4. Click on Join Meeting (blue arrow)

5. Cisco Meeting App opens in browser



6. Select Join meeting (orange arrow)

7. Congratulations! You have entered the meeting. The Judge will enter the meeting soon.